

## LG-05IR4T94C-557U-B-T DATA SHEET

SPEC. NO. : SZ21042902  
DATE : 2021/04/29  
REV. : A/1

Approved By:

Checked By:

Prepared By:





## Electrical Optical Characteristics at Ta=25°C

Parameter	Symbol	Min.	Typ.	Max.	Unit	Test Condition
Radiant Intensity	I <sub>e</sub>	70	100	---	mW/sr	I <sub>F</sub> =50mA (Note 1,3)
Viewing Angle	$\theta_{1/2}$	22	27	32	deg	(Note 2)
Peak Wavelength		---	940	---	nm	I <sub>F</sub> =20mA
Spectral Line Half- Width	$\Delta$	---	50	---	nm	I <sub>F</sub> =20mA
Forward Voltage	V <sub>F</sub>	---	1.35	1.65	V	I <sub>F</sub> =50mA
Reverse Current	I <sub>R</sub>	---	---	100	μA	V <sub>R</sub> =5V

### Note:

1. Point sources of the amount of radiation per unit time in a given direction within the unit solid Angle radiated energy.
2.  $\theta_{1/2}$  is the off-axis angle at which the Radiant Intensity is half the axial Radiant Intensity.
3. The I<sub>e</sub> guarantee should be added ±15% tolerance.

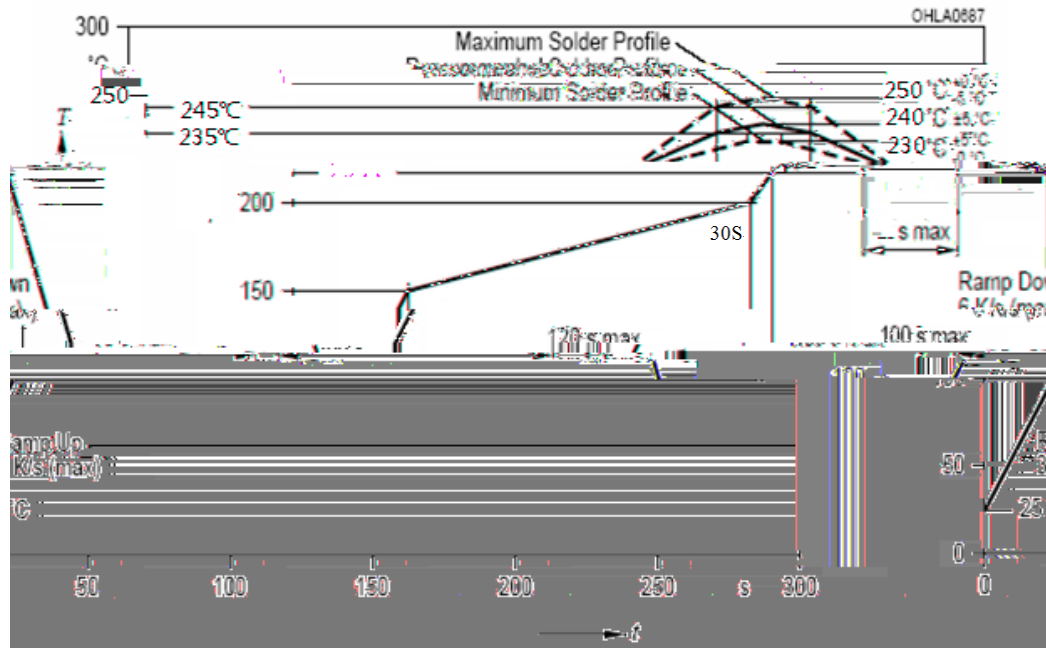
## Infrared Emitting Diode Specification


●Commodity: Infrared emitting diode

●Intensity Bin Limits (At 50mA)

BIN CODE	Min.(mW/sr)	Max.( mW/sr)
38	70	98
39	98	137

## Suggest IR Reflow Condition For Lead Free:



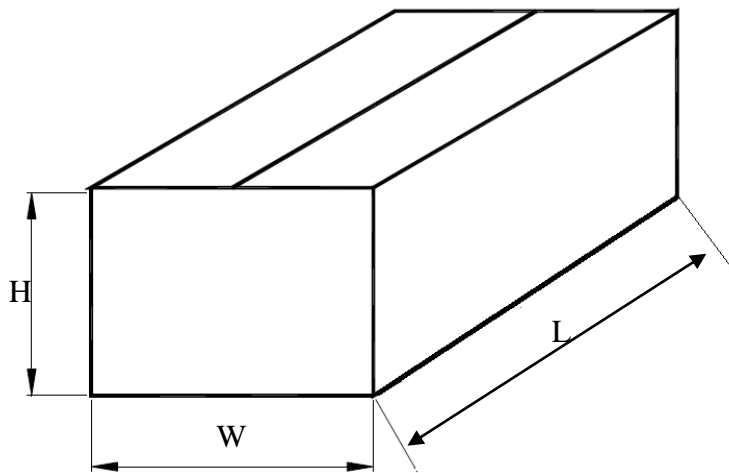


GHT

## Package Spec:

**1.2000pcs per reel .**

**15 reel per carton/Total 30000pcs per carton.**



Item	Specification	
	minnum	Maximum
L	465	475
W	405	415
H	405	415