



## DATA SHEET

SPEC. NO. : SZ22110501  
DATE : 2022/11/05  
REV. : A/0


Approved By:

Checked By:

Prepared By:

L

LIGHT ELECTRONICS CO., LTD.



--	--	--	--



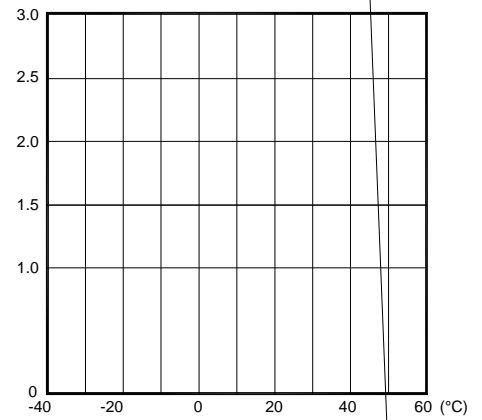
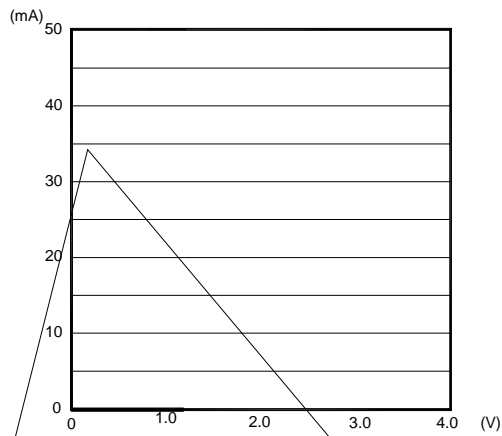


LIGHT

LIGHT ELECTRONICS CO., LTD.



°C



0.5 0.3 0.1 0.2 0.4 0.6

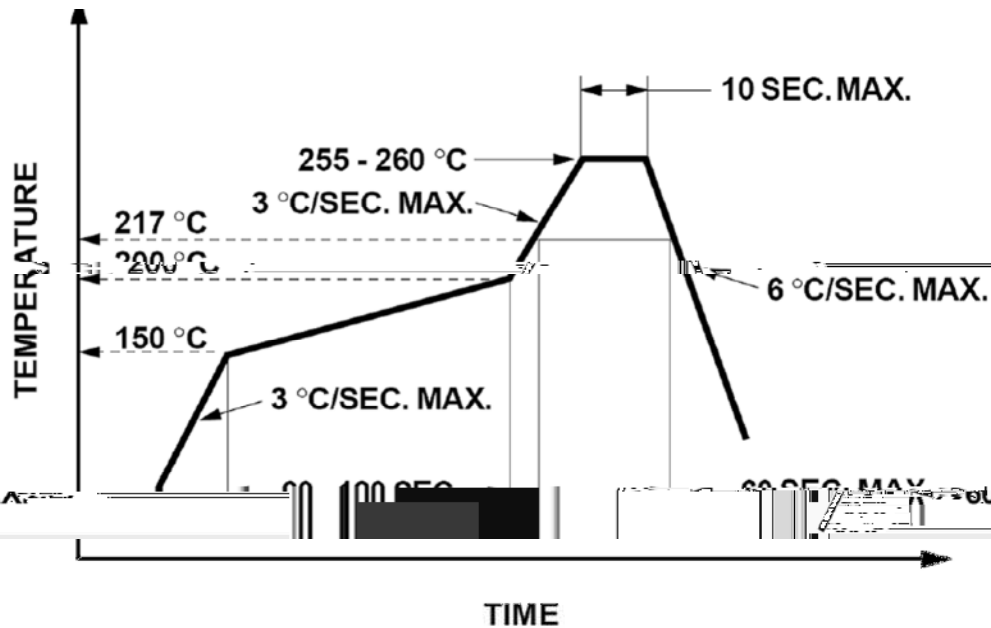




**Carrier Tape Specifications**

**Moisture Resistant Packaging**

## Suggest IR Reflow Condition For Lead Free



1. Reflow soldering should not be done more than two times.
2. When soldering, do not put stress on the LEDs during heating.

### Soldering iron

1. When hand soldering, the temperature of the iron must less than 300 °C for 3 seconds.
2. The hand solder should be done only once.

### Repairing

Repair should not be done after the LEDs have been soldered. When repairing is unavoidable, a double-head soldering iron should be used (as below figure). It should be confirmed beforehand whether the characteristics of LEDs will or will not be damaged by repairing.

